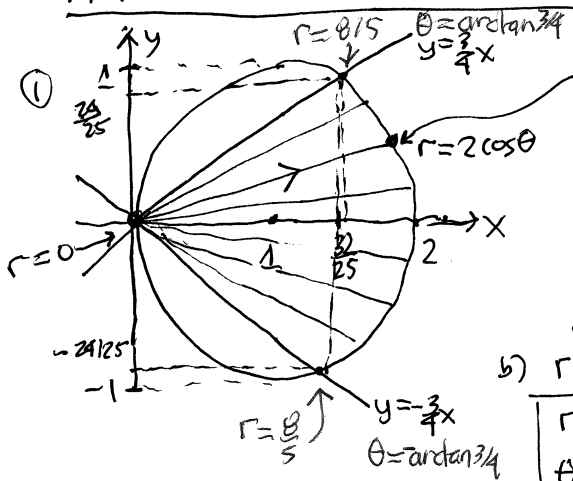
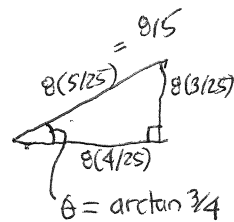


MAT2500-01/04 175 Final Exam Answers (1)



$(x-1)^2 + y^2 = 1 \rightarrow C(1,0), r=1$ circle
 $y^2 = \frac{9}{16}x^2 \rightarrow y = \pm \frac{3}{4}x$ straight lines



b) $r^2 = 2r \cos \theta$
 $r = 2 \cos \theta$
 $\theta = \pm \arctan \frac{3}{4}$

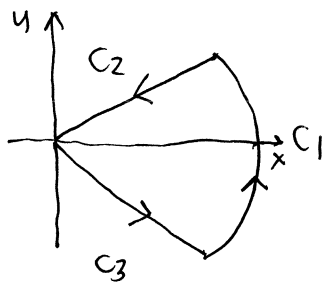
Intersection: $x^2 + y^2 = 2x$
 $\frac{25}{16}x^2 = 2x = 0$
 $(\frac{25x}{16} - 2)x = 0 \rightarrow x=0, \frac{32}{25}$
 $y=0, \pm \frac{3}{4}(\frac{32}{25})$

$(0,0), (\frac{32}{25}, \frac{24}{25}), (\frac{32}{25}, -\frac{24}{25})$
 $r=0; r=5/4, \theta = \pm \arctan \frac{3}{4}$

c) $\vec{F} = \langle x-y, x \rangle$

$\frac{\partial F_2}{\partial x} - \frac{\partial F_1}{\partial y} = \frac{\partial}{\partial x}(x) - \frac{\partial}{\partial y}(x-y) = 1 - (-1) = 2$

$\iint_R \frac{\partial F_2}{\partial x} - \frac{\partial F_1}{\partial y} dA = \int_{-\arctan 3/4}^{\arctan 3/4} \int_0^{2 \cos \theta} 2 r dr d\theta$ Maple = $\frac{48}{25} + 4 \arctan(\frac{3}{4}) \approx 4.4940$



$C_1: x^2 - 2x + y^2 = 0 \rightarrow x = \frac{2 \pm \sqrt{4-4y^2}}{2} = 1 \pm \sqrt{1-y^2} \rightarrow +$ sign.

$y = t = -\frac{24}{25} \dots \frac{24}{25} \quad x = 1 - \sqrt{1-t^2}$

$\vec{r}(t) = \langle 1 - \sqrt{1-t^2}, t \rangle \quad \vec{r}'(t) = \langle \frac{1}{2} \frac{(-2t)}{\sqrt{1-t^2}}, 1 \rangle = \langle \frac{-t}{\sqrt{1-t^2}}, 1 \rangle$

$\vec{F}(\vec{r}(t)) = \langle 1 + \sqrt{1-t^2} - t, 1 + \sqrt{1-t^2} \rangle$

$\vec{F}(\vec{r}(t)) \cdot \vec{r}'(t) = \left(\frac{(1-t + \sqrt{1-t^2})(-t)}{\sqrt{1-t^2}} + 1 + \sqrt{1-t^2} \right)$
 $\frac{t(t-1)}{\sqrt{1-t^2}} - t + 1 + \sqrt{1-t^2}$

$\int_C \vec{F} d\vec{r} = \int_{C_1} \vec{F} d\vec{r} + \int_{C_2} \vec{F} d\vec{r} + \int_{C_3} \vec{F} d\vec{r}$

$\int_{C_1} \vec{F}(\vec{r}(t)) \cdot \vec{r}'(t) dt = \int_{-\frac{24}{25}}^{\frac{24}{25}} \frac{t(t-1)}{\sqrt{1-t^2}} - t + 1 + \sqrt{1-t^2} dt$ Maple = $\frac{48}{25} + 2 \arcsin(\frac{24}{25}) \approx 4.4940$

see last page for check.

$C_2: x=t, y=\frac{3}{4}t \quad t = \frac{32}{25} \dots 0$ (backwards)

$\vec{r}(t) = \langle t, \frac{3}{4}t \rangle \quad \vec{r}'(t) = \langle 1, \frac{3}{4} \rangle \quad \vec{F}(\vec{r}(t)) = \langle t(1-\frac{3}{4}), t \rangle = \langle \frac{1}{4}t, t \rangle$

$\vec{F}(\vec{r}(t)) \cdot \vec{r}'(t) = \langle \frac{1}{4}t, t \rangle \cdot \langle 1, \frac{3}{4} \rangle = \frac{1}{4}t + \frac{3}{4}t = t$

$\int_{C_2} \vec{F} \cdot d\vec{r} = \int_{\frac{32}{25}}^0 t dt = \frac{t^2}{2} \Big|_{\frac{32}{25}}^0 = -\frac{1}{2} \left(\frac{32}{25} \right)^2 = -\frac{512}{625}$

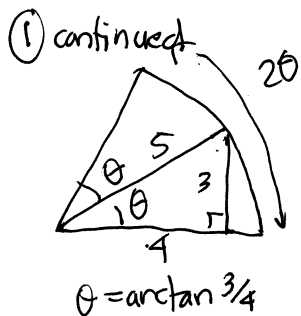
$C_3: x=t, y=-\frac{3}{4}t, t=0 \dots \frac{32}{25}$ forwards.

$\vec{r}(t) = \langle t, -\frac{3}{4}t \rangle \quad \vec{r}'(t) = \langle 1, -\frac{3}{4} \rangle \quad \vec{F}(\vec{r}(t)) = \langle t(1+\frac{3}{4}), t \rangle$

$\vec{F}(\vec{r}(t)) \cdot \vec{r}'(t) = \langle \frac{7}{4}t, t \rangle \cdot \langle 1, -\frac{3}{4} \rangle = (\frac{7}{4} - \frac{3}{4})t = t$

$\int_{C_3} \vec{F} \cdot d\vec{r} = \int_0^{\frac{32}{25}} t dt = \frac{t^2}{2} \Big|_0^{\frac{32}{25}} = \frac{1}{2} \left(\frac{32}{25} \right)^2 = \frac{512}{625}$

cancel



$$\sin 2\theta = 2 \sin \theta \cos \theta = 2 \left(\frac{3}{5}\right) \left(\frac{4}{5}\right) = \frac{24}{25}$$

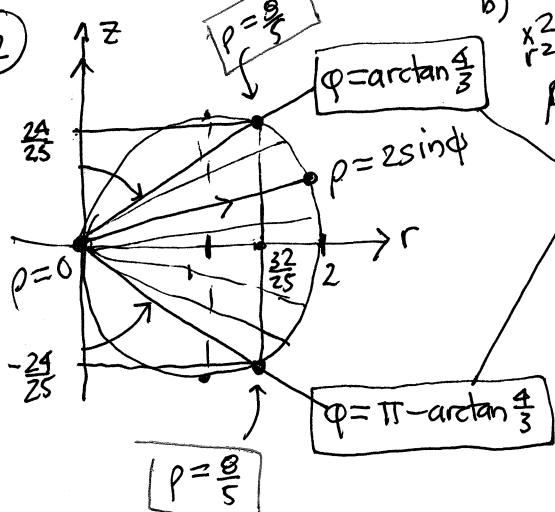
$$2\theta = \arcsin \frac{24}{25}$$

$$4\theta = 4 \arctan \frac{3}{4} = 2 \arcsin \frac{24}{25}$$

so they agree exactly!

②

a)



b)

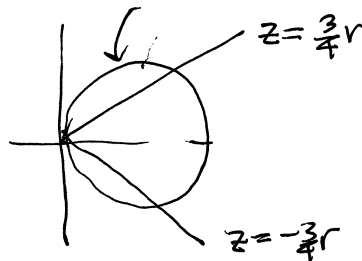
$$x^2 + y^2 = 2x \rightarrow r^2 - 2r \cos \phi = 0$$

$$r^2 - 2r \sin \phi = 0$$

$$\rho^2 = 2r \sin \phi$$

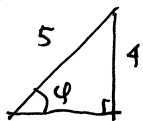
3 bounding curves

$$(r-1)^2 + z^2 = 1$$



intersection pts: $\rho = 2 \sin(\arctan \frac{4}{3})$

$$= 2 \left(\frac{4}{5}\right) = \frac{8}{5}$$



Maple

$$2\pi \left(\frac{856}{625} - 2 \arctan \frac{4}{3} + \pi \right)$$

$$\approx 16.6919$$

$$\int_0^{2\pi} \int_{\arctan 4/3}^{\pi - \arctan 4/3} \int_0^{2 \sin \phi} \rho^2 \sin \phi \, d\rho \, d\phi \, d\theta$$

③ a) $\text{div } \vec{F} = \nabla \cdot \vec{F} = \frac{\partial F_1}{\partial x} + \frac{\partial F_2}{\partial y} + \frac{\partial F_3}{\partial z} = \frac{\partial}{\partial x} (36x + 9y + 6z) + \frac{\partial}{\partial y} (9x + 9y + 3z) + \frac{\partial}{\partial z} (6x + 3y + 4z) = 36 + 9 + 4 = 49$

b) $\text{curl } \vec{F} = \left\langle \frac{\partial}{\partial y} (6x + 9y + 4z) - \frac{\partial}{\partial z} (9x + 9y + 3z), \frac{\partial}{\partial z} (36x + 9y + 6z) - \frac{\partial}{\partial x} (6x + 3y + 4z), \frac{\partial}{\partial x} (9x + 9y + 3z) - \frac{\partial}{\partial y} (36x + 9y + 4z) \right\rangle$

$$= \langle 3 - 3, 6 - 6, 9 - 9 \rangle = \langle 0, 0, 0 \rangle$$

c) $\nabla f(x,y,z) = \left\langle \frac{\partial}{\partial x} (18x^2 + \frac{9}{2}y^2 + z^2 + 9xy + 3yz + 6xz), \frac{\partial}{\partial y} (\dots), \frac{\partial}{\partial z} (\dots) \right\rangle$

$$= \langle 36x + 9y + 6z, 9y + 9x + 3z, 4z + 3y + 6x \rangle = \langle F_1, F_2, F_3 \rangle$$

d) $\vec{F}(t) = \langle \sin t, \sin t, \cos t \rangle \quad \vec{r}(t) = \langle \cos t, \cos t, -\sin t \rangle$

$\vec{F}(\vec{r}(t)) = \dots$ no! too much work, use potential function \rightarrow

But bob wants the line integral!

e) $\int_C \vec{F} \cdot d\vec{r} = f(\vec{r}(\frac{\pi}{2})) - f(\vec{r}(0)) = f(0, 9, 1) - f(1, 1, 0)$

$$= 2 - (18 + \frac{9}{2} + 9) = \frac{59}{2}$$

MAT2500-01/04 17S Final Exam Answers (3)

③ a) $\vec{F}(\vec{r}(t)) = \langle 36 \sin t + 9 \sin t + 6 \cos t, 9 \sin t + 9 \sin t + 3 \cos t, 4 \cos t + 3 \sin t + 6 \sin t \rangle$
 $= \langle 45 \sin t + 6 \cos t, 18 \sin t + 3 \cos t, 9 \sin t + 4 \cos t \rangle$
 $\vec{F}(\vec{r}(t)) \cdot \vec{r}'(t) = (45 \sin t + 6 \cos t) \cos t + (18 \sin t + 3 \cos t) \cos t - (9 \sin t + 4 \cos t) \sin t$
 $= (45 + 18 - 4) \sin t \cos t + (6 + 3) \cos^2 t - 9 \sin^2 t$

$\int_C \vec{F} \cdot d\vec{r} = \int_0^{\pi/2} (59 \sin t \cos t + 9 \cos^2 t - 9 \sin^2 t) dt$
 $\begin{matrix} u \\ \frac{u^2}{2} = \frac{\sin^2 t}{2} \end{matrix}$
 $= \frac{59}{2} \sin^2 t + \frac{9}{2} (\cos t \sin t + t) - \frac{9}{2} (-\cos t \sin t + t) \Big|_0^{\pi/2}$
 $= \boxed{\frac{59}{2}} + \cancel{\left(\frac{9}{2} - \frac{3}{2}\right) \frac{\pi}{2}} = \cancel{\frac{59}{2}} \quad \checkmark$

① c) check with polar angle parametrization $r = 2 \cos t, \theta = t$

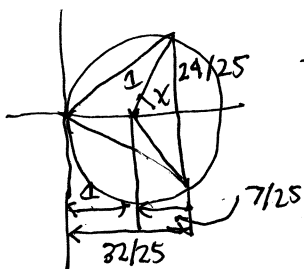
$\vec{r}(t) = \langle (2 \cos t) \cos t, (2 \cos t) \sin t \rangle = \langle 2 \cos^2 t, 2 \cos t \sin t \rangle$

$\vec{r}'(t) = \langle -4 \cos t \sin t, -2 \sin^2 t + 2 \cos^2 t \rangle$

$\vec{F}(\vec{r}(t)) = \langle x(t) - y(t), x(t) \rangle = \langle -4 \cos t \sin t + 2 \sin^2 t - 2 \cos^2 t, 2 \cos^2 t \rangle$
 $= \langle 2 \cos^2 t - 2 \cos t \sin t, 2 \cos^2 t \rangle$

$\vec{F}(\vec{r}(t)) \cdot \vec{r}'(t) = (2 \cos^2 t - 2 \cos t \sin t)(-4 \cos t \sin t) + (-2 \sin^2 t + 2 \cos^2 t)(2 \cos^2 t)$

$\int_C \vec{F} \cdot d\vec{r} = \int_{\arctan 3/4}^{\arctan 3/4} 0 dt \stackrel{\text{Maple}}{=} \frac{48}{25} + 4 \arctan \frac{3}{4}$




$\tan X = \frac{24/25}{7/25} = \frac{24}{7}, X = \arctan \frac{24}{7}$

$\vec{r}(t) = \langle 1 + \cos t, \sin t \rangle, \vec{r}'(t) = \langle -\sin t, \cos t \rangle$

$\vec{F}(\vec{r}(t)) = \langle 1 + \cos t - \sin t, 1 + \cos t \rangle$

$\vec{F}(\vec{r}(t)) \cdot \vec{r}'(t) = -(1 + \cos t - \sin t) \sin t + (1 + \cos t) \cos t$

$\int_C \vec{F} \cdot d\vec{r} = \int_{-\arctan 24/7}^{\arctan 24/7} 0 dt \stackrel{\text{Maple}}{=} \frac{48}{25} + 2 \arctan \frac{24}{7}$



$\sin X = \frac{24}{25} \rightarrow X = \arcsin \frac{24}{25}$

another Pythagorean triple!

$= \frac{48}{25} + 2 \arcsin \frac{24}{25} !$