

① a) $y'' + 4y' + 13y = F$

$y_h = e^{rt} \rightarrow (r^2 + 4r + 13)e^{rt} = 0$

$r = \frac{-4 \pm \sqrt{16 - 52}}{2} = -2 \pm 3i$

$y_h \sim e^{(-2 \pm 3i)t} = e^{-2t}(\cos 3t \pm i \sin 3t)$

$y_h = e^{-2t}(c_1 \cos 3t + c_2 \sin 3t)$

$F(t) = 1 = i e^{0t} \leftrightarrow r=0: D(1) = 0$

$y_p = c_3$

$y_p'' + 4y_p' + 13y_p = 0 + 0 + 13(c_3) = 1$

$c_3 = 1/13$

$y = y_h + y_p = e^{-2t}(c_1 \cos 3t + c_2 \sin 3t) + \frac{1}{13}$

$y' = -2e^{-2t}(c_1 \cos 3t + c_2 \sin 3t) + e^{-2t}(-3c_1 \sin 3t + 3c_2 \cos 3t)$

$y(0) = c_1 + \frac{1}{13} = 0 \rightarrow c_1 = -\frac{1}{13}$

$y'(0) = -2c_1 + 3c_2 = 0 \rightarrow c_2 = \frac{2}{3}c_1 = -\frac{2}{39}$

$y = \frac{1}{13} [e^{-2t} (-\cos 3t - \frac{2}{3} \sin 3t) + 1]$

$\lim_{t \rightarrow \infty} y = \frac{1}{13} = y_\infty$

b) $F(t) = 1 - e^{-2t}$
 as before $r = -2$
 $(0+2)e^{-2t} = 0$

b) $y_p = c_3 + c_4 e^{-2t}$
 $y_p' = -2c_4 e^{-2t}$
 $y_p'' = 4c_4 e^{-2t}$

$y_p'' + 4y_p' + 13y_p = [1 + 4(-2) + 13]c_4 e^{-2t} + 13c_3 = 1 - e^{-2t}$

$13c_3 = 1, 9c_4 = -1 \rightarrow c_3 = \frac{1}{13}, c_4 = -\frac{1}{9}$

$y = e^{-2t}(c_1 \cos 3t + c_2 \sin 3t) + \frac{1}{13} - \frac{1}{9}e^{-2t}$

$y' = -2e^{-2t}(c_1 \cos 3t + c_2 \sin 3t) + 0 + \frac{2}{9}e^{-2t}$

$+ e^{-2t}(-3c_1 \sin 3t + 3c_2 \cos 3t)$

$y(0) = c_1 + \frac{1}{13} - \frac{1}{9} = 0 \rightarrow c_1 = \frac{1}{9} - \frac{1}{13} = \frac{13-9}{117} = \frac{4}{117}$

$y'(0) = -2c_1 + 3c_2 + \frac{2}{9} = 0 \rightarrow c_2 = \frac{1}{3}(2c_1 - \frac{2}{9})$

$\rightarrow \frac{1}{3}(\frac{8}{9 \cdot 13} - \frac{2}{9}) = \frac{2}{27}(\frac{4}{13} - 1) = -\frac{2}{3(13)}$

$y = \frac{e^{-2t}}{13} (\frac{4}{9} \cos 3t - \frac{2}{3} \sin 3t) + \frac{1}{13} - \frac{1}{9}e^{-2t}$

$y_\infty = \lim_{t \rightarrow \infty} y = \frac{1}{13}$

c) see plots at end.

d) $F(t) = \sin 3t$
 $y_p = c_3 \cos 3t + c_4 \sin 3t$
 $4(y_p' = -3c_3 \sin 3t + 3c_4 \cos 3t)$
 $1(y_p'' = -9c_3 \cos 3t - 9c_4 \sin 3t)$

$y_p'' + 4y_p' + 13y_p = [(3-9)c_3 + 12c_4] \cos 3t + [-12c_3 + (13-9)c_4] \sin 3t$
 $= (4c_3 + 12c_4) \cos 3t + (-12c_3 + 4c_4) \sin 3t = \sin 3t$

$4c_3 + 12c_4 = 0$
 $-12c_3 + 4c_4 = 1$
 $\begin{bmatrix} 4 & 12 \\ 12 & 4 \end{bmatrix} \begin{bmatrix} c_3 \\ c_4 \end{bmatrix} = \begin{bmatrix} 0 \\ 1 \end{bmatrix}, \begin{bmatrix} c_3 \\ c_4 \end{bmatrix} = \frac{1}{16-144} \begin{bmatrix} 4 \cdot 12 \\ 12 \cdot 4 \end{bmatrix}$

$y = e^{-2t}(c_1 \cos 3t + c_2 \sin 3t) + \frac{1}{40} [-3 \cos 3t + \sin 3t]$

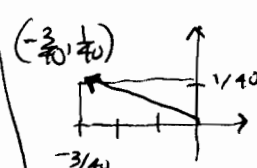
$y' = -e^{-2t}(c_1 \cos 3t + c_2 \sin 3t) + e^{-2t}(-3c_1 \sin 3t + 3c_2 \cos 3t) + \frac{1}{40} (9 \sin 3t + 3 \cos 3t)$

$y(0) = c_1 - 3/40 = 0 \rightarrow c_1 = 3/40$

$y'(0) = -2c_1 + 3c_2 + 3/40 = 0$

$\rightarrow c_2 = \frac{1}{3}(2c_1 - 3/40) = \frac{1}{3}(\frac{3}{40}) = \frac{1}{40}$

$y = \frac{1}{40} [e^{-2t} (3 \cos 3t + \sin 3t) + (-3 \cos 3t + \sin 3t)]$



$A = \frac{\sqrt{9+1}}{40} = \frac{\sqrt{10}}{40} \approx 0.079$
 $\delta = \pi - \arctan(\frac{1}{3}) \approx 2.82 \approx 161.6^\circ \approx 0.45 \text{ cycles}$

e) $y'' + 4y' + 13y$
 $\uparrow \quad \uparrow \quad \uparrow$
 $1 \quad R_0 \quad \omega_0^2$

$\tau_0 = 1/R_0 = 1/4$
 $\omega_0 = \sqrt{13} \approx 3.61$
 $Q = \frac{\sqrt{13}}{4} \approx 0.901$

f) $y_p = c_3 \cos \omega t + c_4 \sin \omega t$
 $4(y_p' = -\omega c_3 \sin \omega t + \omega c_4 \cos \omega t)$
 $1(y_p'' = -\omega^2 c_3 \cos \omega t - \omega^2 c_4 \sin \omega t)$

$y_p'' + 4y_p' + 13y_p = [(13-\omega^2)c_3 + 4\omega c_4] \cos \omega t + [-4\omega c_3 + (13-\omega^2)c_4] \sin \omega t = \sin \omega t$

$\begin{bmatrix} 13-\omega^2 & 4\omega \\ -4\omega & 13-\omega^2 \end{bmatrix} \begin{bmatrix} c_3 \\ c_4 \end{bmatrix} = \begin{bmatrix} 0 \\ 1 \end{bmatrix}, \begin{bmatrix} c_3 \\ c_4 \end{bmatrix} = \frac{1}{(13-\omega^2)^2 + 16\omega^2} \begin{bmatrix} 13-\omega^2 & -4\omega \\ 4\omega & 13-\omega^2 \end{bmatrix} \begin{bmatrix} 0 \\ 1 \end{bmatrix}$

$A(\omega) = \sqrt{c_3^2 + c_4^2} = \frac{1}{\sqrt{(13-\omega^2)^2 + 16\omega^2}} = \frac{1}{\sqrt{(13-\omega^2)^2 + 16\omega^2}}$

$y_{ss} = y_p = \frac{1}{\sqrt{(13-\omega^2)^2 + 16\omega^2}} [-4\omega \cos \omega t + (13-\omega^2) \sin \omega t]$

① a) $A'(\omega) = -\frac{1}{2}((13-\omega^2)^2 + 16\omega^2)^{-3/2} [2(13-\omega^2)(-2\omega) + 16(2\omega)] = 0$
 $4\omega[(\omega^2-13) + 8] = 0 \rightarrow \omega = 0, \sqrt{5} (\geq 0)$

$\omega_p = \sqrt{5} \approx 2.236$

$A(\omega_p) = \frac{1}{\sqrt{(13-5)^2 + 16 \cdot 5}} = \frac{1}{\sqrt{64+80}} = \frac{1}{\sqrt{144}} = \frac{1}{12} \approx 0.083$

$A(0) = \frac{1}{\sqrt{(13)^2}} = \frac{1}{13}$ $\frac{A(\omega_p)}{A(0)} = \frac{1/12}{1/13} = \frac{13}{12} \approx 1.083$

$A(\omega) = \frac{1}{\sqrt{0+16 \cdot 13}} = \frac{1}{\sqrt{208}} \approx 0.0693$ for plot see below

$A(3) = ((13-9)^2 + 16 \cdot 9)^{-1/2} = \frac{1}{\sqrt{16}} = \frac{1}{4} = \frac{\sqrt{16}}{40}$ ✓ agrees with part d)

② a) $\begin{bmatrix} x_1 \\ x_2 \\ x_3 \end{bmatrix}' = \begin{bmatrix} -3 & 0 & 0 \\ 3 & -2 & 0 \\ 0 & 2 & -1 \end{bmatrix} \begin{bmatrix} x_1 \\ x_2 \\ x_3 \end{bmatrix}, \begin{bmatrix} x_1(0) \\ x_2(0) \\ x_3(0) \end{bmatrix} = \begin{bmatrix} 9 \\ 0 \\ 0 \end{bmatrix}$

$A \rightsquigarrow \underline{x}' = A\underline{x}$

b) $|A - \lambda I| = \begin{vmatrix} -3-\lambda & 0 & 0 \\ 3 & -2-\lambda & 0 \\ 0 & 2 & -1-\lambda \end{vmatrix} = -(\lambda+1)(\lambda+2)(\lambda+3) = 0$
 $\lambda = -1, -2, -3$

$\lambda = -1$: $A+I = \begin{bmatrix} -2 & 0 & 0 \\ 3 & -1 & 0 \\ 0 & 2 & 0 \end{bmatrix} \xrightarrow{LLF} \begin{bmatrix} 1 & 0 & 0 \\ 0 & 1 & 0 \\ 0 & 0 & 0 \end{bmatrix} \begin{bmatrix} x_1 \\ x_2 \\ x_3 \end{bmatrix} = \begin{bmatrix} 0 \\ 0 \\ 0 \end{bmatrix}$

$x_3 = t, x_1 = 0, x_2 = 0 \rightarrow \underline{x} = \begin{bmatrix} 0 \\ 0 \\ t \end{bmatrix} = t \begin{bmatrix} 0 \\ 0 \\ 1 \end{bmatrix} = t \underline{v}_1$

$\lambda = -2$: $A+2I = \begin{bmatrix} -1 & 0 & 0 \\ 3 & 0 & 0 \\ 0 & 2 & 1 \end{bmatrix} \xrightarrow{LLF} \begin{bmatrix} 1 & 0 & 0 \\ 0 & 1 & 1/2 \\ 0 & 0 & 0 \end{bmatrix} \begin{bmatrix} x_1 \\ x_2 \\ x_3 \end{bmatrix} = \begin{bmatrix} 0 \\ 0 \\ 0 \end{bmatrix}$

$x_3 = t, x_1 = 0, x_2 = -\frac{1}{2}t \rightarrow \underline{x} = \begin{bmatrix} 0 \\ -t/2 \\ t \end{bmatrix} = t \begin{bmatrix} 0 \\ -1/2 \\ 1 \end{bmatrix} = t \underline{v}_2$

$\lambda = -3$: $A+3I = \begin{bmatrix} 0 & 0 & 0 \\ 3 & 1 & 0 \\ 0 & 2 & 2 \end{bmatrix} \xrightarrow{LLF} \begin{bmatrix} 1 & 0 & -1/3 \\ 0 & 1 & 1 \\ 0 & 0 & 0 \end{bmatrix} \begin{bmatrix} x_1 \\ x_2 \\ x_3 \end{bmatrix} = \begin{bmatrix} 0 \\ 0 \\ 0 \end{bmatrix}$

$x_3 = t, x_1 = t/3, x_2 = -t \rightarrow \underline{x} = \begin{bmatrix} t/3 \\ -t \\ t \end{bmatrix} = t \begin{bmatrix} 1/3 \\ -1 \\ 1 \end{bmatrix} = t \underline{v}_3$

$\lambda = -1, -2, -3$
 $B = \begin{bmatrix} 0 & 0 & 1/3 \\ 0 & -1/2 & -1 \\ 1 & 1 & 1 \end{bmatrix} \quad B^{-1} = \begin{bmatrix} 3 & 2 & 1 \\ -6 & -2 & 0 \\ 3 & 0 & 0 \end{bmatrix} \quad A_B = B^{-1}AB = \begin{bmatrix} -1 & 0 & 0 \\ 0 & -2 & 0 \\ 0 & 0 & -3 \end{bmatrix}$

b) $\underline{x} = B\underline{y}, \underline{y} = B^{-1}\underline{x}$

$\underline{y}' = A_B \underline{y}$

$y_1' = -y_1 \quad y_1 = c_1 e^{-t}$
 $y_2' = -2y_2 \quad y_2 = c_2 e^{-2t}$
 $y_3' = -3y_3 \quad y_3 = c_3 e^{-3t}$

GEN SOL:

$\begin{bmatrix} x_1 \\ x_2 \\ x_3 \end{bmatrix} = \begin{bmatrix} 0 & 0 & 1/3 \\ 0 & -1/2 & -1 \\ 1 & 1 & 1 \end{bmatrix} \begin{bmatrix} c_1 e^{-t} \\ c_2 e^{-2t} \\ c_3 e^{-3t} \end{bmatrix} = \begin{bmatrix} \frac{1}{3}c_1 e^{-t} \\ -\frac{1}{2}c_2 e^{-2t} - c_3 e^{-3t} \\ c_1 e^{-t} + c_2 e^{-2t} + c_3 e^{-3t} \end{bmatrix}$

c) $\begin{bmatrix} x_1(t) \\ x_2(t) \\ x_3(t) \end{bmatrix} = B \begin{bmatrix} c_1 \\ c_2 \\ c_3 \end{bmatrix} = \begin{bmatrix} 9 \\ 0 \\ 0 \end{bmatrix} \rightarrow \begin{bmatrix} c_1 \\ c_2 \\ c_3 \end{bmatrix} = \begin{bmatrix} 3 & 2 & 1 \\ -6 & -2 & 0 \\ 3 & 0 & 0 \end{bmatrix} \begin{bmatrix} 9 \\ 0 \\ 0 \end{bmatrix} = \begin{bmatrix} 27 \\ -54 \\ 27 \end{bmatrix}$

$\begin{bmatrix} x_1 \\ x_2 \\ x_3 \end{bmatrix} = \begin{bmatrix} 9e^{-t} \\ +27e^{-2t} - 27e^{-3t} \\ 27e^{-t} - 54e^{-2t} + 27e^{-3t} \end{bmatrix}$ IVP soln.
 slowest to decay $\tau = 1$, $\tau = 5$ for plot

d) x_1 is max at $t=0$: $x_1(0) = 9$

$x_2' = [-2(27)e^{-2t} + 3(27)e^{-3t} = 0] \frac{e^{3t}}{27}$
 $-2e^t + 3 = 0, e^t = 3/2$

$t = \ln 3/2 \approx 0.405$

$x_2(\ln 3/2) = 27(e^{-2 \ln 3/2} - e^{-3 \ln 3/2})$
 $= 27[(\frac{2}{3})^2 - (\frac{2}{3})^3] = 27(\frac{4}{9})[1 - \frac{2}{3}] = 4$ ✓

$x_3' = 27(-e^{-t} + 4e^{-2t} - 3e^{-3t})$
 $= -27e^{-3t}(e^{2t} - 4e^t + 3) = 0$ let Maple solve!

$e^t = \frac{4 \pm \sqrt{16-12}}{2} = \frac{4 \pm 2}{2} = 3, 1$

$t = \ln 3, \ln 1 = 0$ $t_{max} = \ln 3 \approx 1.10$

$x_3(\ln 3) = 27(e^{-\ln 3} - 2e^{-2 \ln 3} + e^{-3 \ln 3})$
 $= 27(\frac{1}{3} - \frac{2}{9} + \frac{1}{27}) = 27(\frac{9-4+1}{27}) = 4$ ✓
 for plot see below

$x_1 = .09 \rightarrow t \approx 1.535 \quad x_1 = .03 \rightarrow t = 1.901$
 $x_2 = .09 \rightarrow t = 2.021 \quad x_2 = .03 \rightarrow t = 3.304$
 $x_3 = .09 \rightarrow t = 5.697 \quad x_3 = .03 \rightarrow t = 6.900$

3a) $\begin{bmatrix} x_1 \\ x_2 \end{bmatrix}' = \begin{bmatrix} 1-5 & \\ 1 & 3 \end{bmatrix} \begin{bmatrix} x_1 \\ x_2 \end{bmatrix}, \begin{bmatrix} x_1(0) \\ x_2(0) \end{bmatrix} = \begin{bmatrix} 1 \\ 0 \end{bmatrix}$

c) $\begin{bmatrix} x_1(0) \\ x_2(0) \end{bmatrix} = \begin{bmatrix} -c_1 + 2c_2 \\ c_1 \end{bmatrix} = \begin{bmatrix} 1 \\ 0 \end{bmatrix} \rightarrow c_1 = 0, c_2 = 1/2$
 $-c_1 + 2c_2 = 1$
 $-2c_1 - c_2 = -1/2$

$\begin{bmatrix} x_1 \\ x_2 \end{bmatrix} = \begin{bmatrix} e^{2t} (\cos 2t - \frac{1}{2} \sin 2t) \\ \frac{1}{2} e^{2t} \sin 2t \end{bmatrix}$ IVP Soln

$x' = Ax$
 b) $|A - \lambda I| = \begin{vmatrix} 1-\lambda-5 & \\ 1 & 3-\lambda \end{vmatrix} = (\lambda-1)(\lambda-3) + 5 = \lambda^2 - 4\lambda + 8 = 0$

$\lambda = \frac{4 \pm \sqrt{16-4 \cdot 8}}{2} = 2 \pm \sqrt{4-8} = 2 \pm 2i$

$\lambda = 2+2i: A + \lambda I = \begin{bmatrix} 1-(2+2i) & -5 \\ 1 & 3-(2+2i) \end{bmatrix} = \begin{bmatrix} -1-2i & -5 \\ 1 & 1-2i \end{bmatrix}$
 $\rightarrow \begin{bmatrix} -1-2i & -5 \\ 1 & 1-2i \end{bmatrix} \rightarrow \begin{bmatrix} 1 & 1-2i \\ 0 & 0 \end{bmatrix} \begin{bmatrix} x_1 \\ x_2 \end{bmatrix} = \begin{bmatrix} 0 \\ 0 \end{bmatrix}$

$x_2 = t, x_1 = -(1-2i)t \quad \underline{x} = t \begin{bmatrix} -1+2i \\ 1 \end{bmatrix} = \underline{b}_1$
 $\underline{b}_2 = \underline{b}_1 = \begin{bmatrix} -1-2i \\ 1 \end{bmatrix}$

$B = \begin{bmatrix} -1+2i & -1-2i \\ 1 & 1 \end{bmatrix} \quad B^{-1}AB = \begin{bmatrix} 2+2i & 0 \\ 0 & 2-2i \end{bmatrix}$

$\lambda = 2+2i, 2-2i$

$\underline{x} = B\underline{y}, \underline{y} = B^{-1}\underline{x}$

$\underline{y}' = A_B \underline{y} \quad y_1' = (2+2i)y_1, y_1 = e_1 e^{(2+2i)t}$
 $y_2' = (2-2i)y_2, y_2 = e_2 e^{(2-2i)t}$

$\underline{x} = \begin{bmatrix} -1+2i & -1-2i \\ 1 & 1 \end{bmatrix} \begin{bmatrix} e_1 e^{(2+2i)t} \\ e_2 e^{(2-2i)t} \end{bmatrix}$
 $= e_1 e^{(2+2i)t} \begin{bmatrix} -1+2i \\ 1 \end{bmatrix} + e_2 e^{(2-2i)t} \begin{bmatrix} -1-2i \\ 1 \end{bmatrix}$

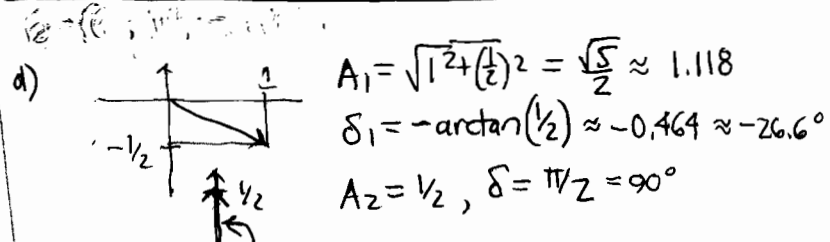
$\rightarrow e^{2t} (\cos 2t + i \sin 2t) \begin{bmatrix} -1+2i \\ 1 \end{bmatrix}$

$= e^{2t} \begin{bmatrix} -\cos 2t - \sin 2t + i(2\cos 2t - \sin 2t) \\ \cos 2t + i \sin 2t \end{bmatrix}$

$= e^{2t} \begin{bmatrix} -\cos 2t - \sin 2t \\ \cos 2t \end{bmatrix} + i e^{2t} \begin{bmatrix} 2\cos 2t - \sin 2t \\ \sin 2t \end{bmatrix}$

$\begin{bmatrix} x_1 \\ x_2 \end{bmatrix} = c_1 e^{2t} \begin{bmatrix} -\cos 2t - \sin 2t \\ \cos 2t \end{bmatrix} + c_2 e^{2t} \begin{bmatrix} 2\cos 2t - \sin 2t \\ \sin 2t \end{bmatrix}$

(gen soln) $= \begin{bmatrix} e^{2t} [(-c_1 + 2c_2) \cos 2t - (2c_1 + c_2) \sin 2t] \\ e^{2t} [c_1 \cos 2t + c_2 \sin 2t] \end{bmatrix}$



$\begin{bmatrix} x_1 \\ x_2 \end{bmatrix} = \begin{bmatrix} \frac{\sqrt{5}}{2} e^{2t} \cos(2t + \arctan(1/2)) \\ \frac{1}{2} e^{2t} \cos(2t - \pi/2) \end{bmatrix}$

f) $\delta_2 - \delta_1 = \frac{\pi}{2} + \arctan(\frac{1}{2}) \approx 2.034 \approx 116.6^\circ$
 ≈ 0.324 cycles $(= (\delta_2 - \delta_1) / 2\pi)$

x_1 is shifted to the left ($\delta_1 < 0$) while x_2 is shifted to the right ($\delta_2 > 0$), so x_1 has its peaks first in time.

4a) $\begin{bmatrix} x_1 \\ x_2 \end{bmatrix}' = \begin{bmatrix} -6 & 4 \\ 1 & -6 \end{bmatrix} \begin{bmatrix} x_1 \\ x_2 \end{bmatrix}$

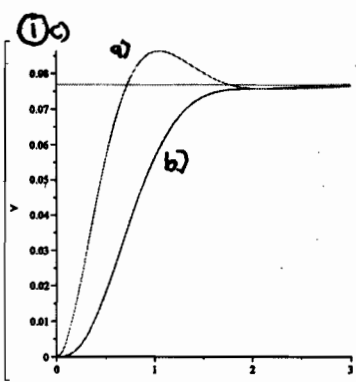
$|A - \lambda I| = \begin{vmatrix} -6-\lambda & 4 \\ 1 & -6-\lambda \end{vmatrix} = (\lambda+6)^2 - 4 = \lambda^2 + 12\lambda + 32 = 0$
 $\lambda = \frac{-12 \pm \sqrt{12^2 - 4 \cdot 4 \cdot 32}}{2} = -6 \pm 2$

$\lambda = -8:$
 $A + 8I = \begin{bmatrix} 2 & 4 \\ 1 & 2 \end{bmatrix} \xrightarrow{L.F.} \begin{bmatrix} 1 & 2 \\ 0 & 0 \end{bmatrix} \begin{bmatrix} x_1 \\ x_2 \end{bmatrix} = \begin{bmatrix} 0 \\ 0 \end{bmatrix}$
 $x_1 = -2t \begin{bmatrix} x_1 \\ x_2 \end{bmatrix} = t \begin{bmatrix} -2 \\ 1 \end{bmatrix} = \underline{b}_1$

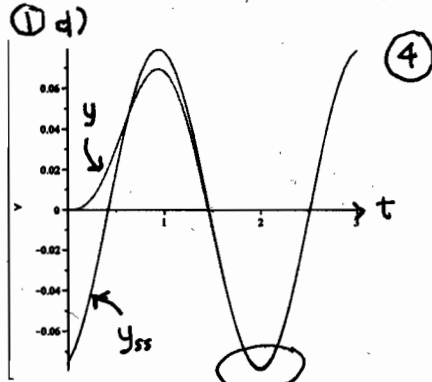
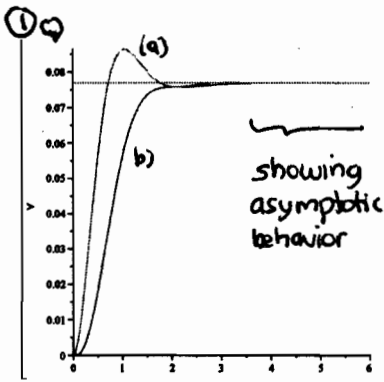
$\lambda = -4:$
 $A + 4I = \begin{bmatrix} -2 & 4 \\ 1 & -2 \end{bmatrix} \xrightarrow{L.F.} \begin{bmatrix} 1 & -2 \\ 0 & 0 \end{bmatrix} \begin{bmatrix} x_1 \\ x_2 \end{bmatrix} = \begin{bmatrix} 0 \\ 0 \end{bmatrix}$
 $x_1 = 2t \begin{bmatrix} x_1 \\ x_2 \end{bmatrix} = t \begin{bmatrix} 2 \\ 1 \end{bmatrix} = \underline{b}_2$

$\lambda = -4, -8$
 $B = \begin{bmatrix} -2 & -2 \\ 1 & 1 \end{bmatrix} \quad \begin{bmatrix} x_1 \\ x_2 \end{bmatrix} = \begin{bmatrix} -2 & -2 \\ 1 & 1 \end{bmatrix} \begin{bmatrix} y_1 \\ y_2 \end{bmatrix}$

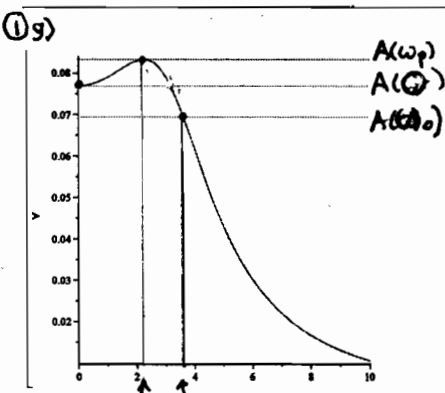
$B^{-1} = \frac{1}{4} \begin{bmatrix} 1 & 2 \\ 1 & 2 \end{bmatrix} \quad \begin{bmatrix} 0 \\ 3 \end{bmatrix} \rightarrow \begin{bmatrix} y_1 \\ y_2 \end{bmatrix} = \frac{1}{4} \begin{bmatrix} 1 & 2 \\ 1 & 2 \end{bmatrix} \begin{bmatrix} 0 \\ 3 \end{bmatrix} = \begin{bmatrix} 3/2 \\ 3/2 \end{bmatrix}$



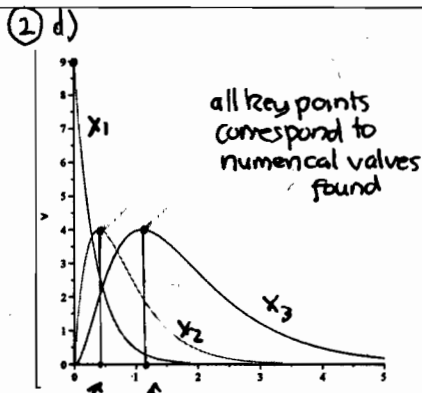
See maple worksheet on line for full size plots



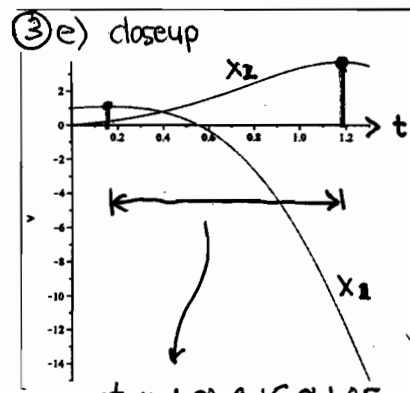
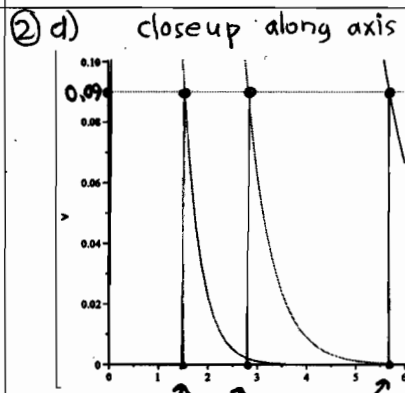
slight difference apparent still



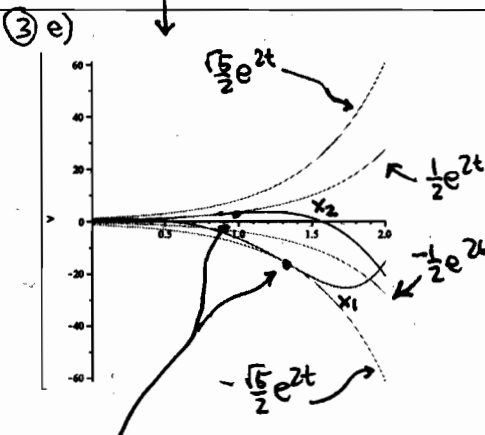
corresponds to numerical values found



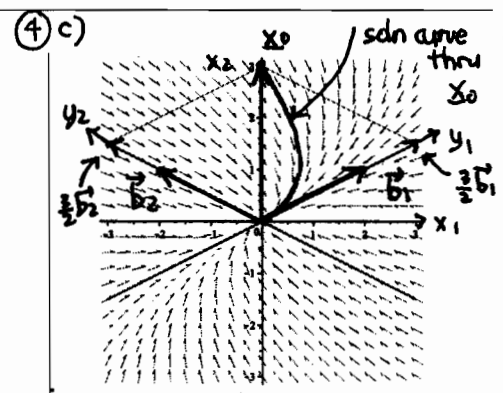
$x = A(t) \cos(\omega t - \delta)$
 envelope curves: $x = \pm A(t)$



$\Delta t \approx 1.28 - 0.15 \approx 1.05$
 $\omega \Delta t = 2 \Delta t \approx 2.1$ radians
 comparable to calculated value 2.034!



x_1, x_2 nicely touch envelopes at dots
 $(\tau = \frac{1}{2}, 4\tau = 2)$



(i) projection of x_0 onto y_1, y_2 axes is clearly $\frac{3}{2}$ basis vector for each axis.
 $x_0 = \frac{3}{2} b_1 + \frac{3}{2} b_2$
 (ii) direction field arrows line up along eigenvector lines (in opposite direction showing eigenvalues are negative)